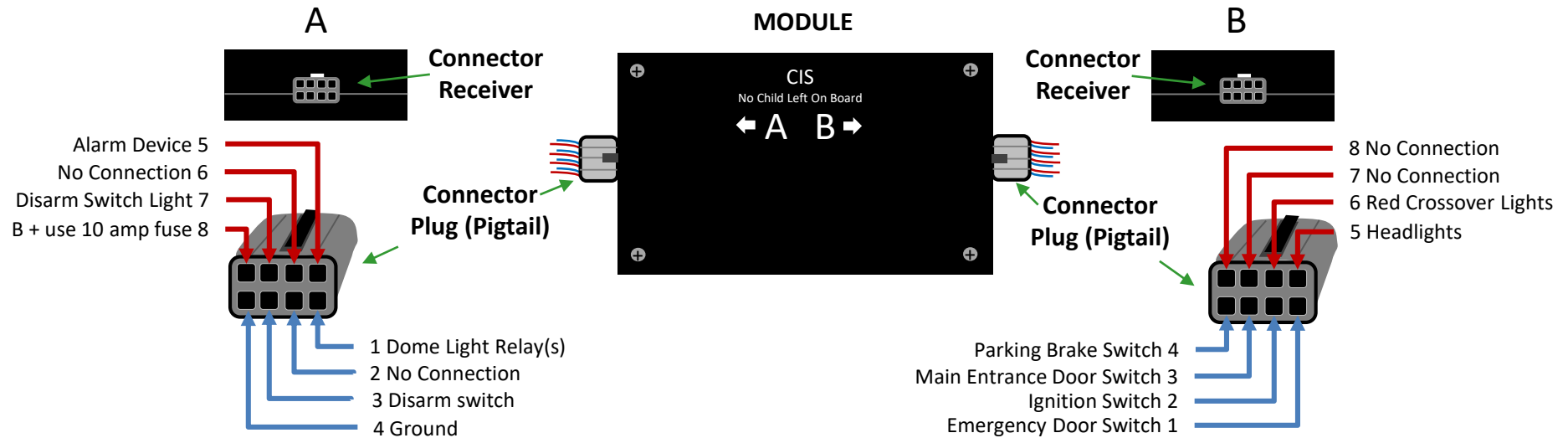
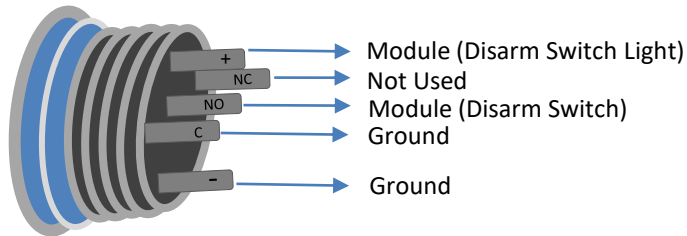


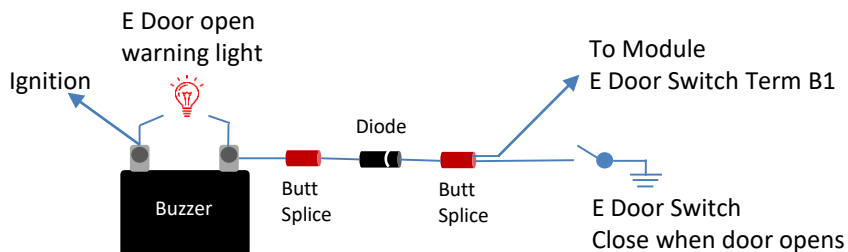
# No Child Left On Board Installation Guide



## DISARM SWITCH



## DIODE INSTALL



## Notes:

- ☐ Do Not connect the dome light terminal directly. Install a relay for each dome light connection
- ☐ Install 10 amp fuse on the primary B+ connection
- ☐ The inline diode should be installed on the "E" Door switch. See Diode Install diagram
- ☐ The main entrance door and the driver entrance door (if equipped) must provide a ground signal with the door open. This may require installation of a magnetic switch
- ☐ The parking brake switch must provide a ground signal with brake applied.
- ☐ The Alarm Device must not draw more than 5 amps. Use a relay if it does
- ☐ Ignition source must be separate from circuits affected by noise suppression circuit if bus is equipped